


Criteria - Wise - Data


1. TEACHING, LEARNING AND RESOURCES(TLR)		
1.1 Student strength (SS)		
1.1.1 UG (3 year program) - Sanctioned		
2022-2023	2021-2022	2020-2021
355	355	355
1.1.2 UG (3 year program) - Enrolled		
2022-2023	2021-2022	2020-2021
346	297	315
1.1.3 UG (4 year program) - Sanctioned		
2022-2023	2021-2022	2020-2021
1.1.4 UG (4 year program) - Enrolled		
2022-2023	2021-2022	2020-2021
1.1.5 UG (5 year program) - Sanctioned		
2022-2023	2021-2022	2020-2021
1.1.6 UG (5 year program) - Enrolled		
2022-2023	2021-2022	2020-2021
1.1.7 PG (1 year program) - Sanctioned		
2022-2023	2021-2022	2020-2021
1.1.8 PG (1 year program) - Enrolled		
2022-2023	2021-2022	2020-2021
1.1.9 PG (2 year program) - Sanctioned		
2022-2023	2021-2022	2020-2021
45	45	45
1.1.10 PG (2 year program) - Enrolled		
2022-2023	2021-2022	2020-2021
26	23	20
1.1.11 PG (3 year program) - Sanctioned		
2022-2023	2021-2022	2020-2021
1.1.12 PG (3 year program) - Enrolled		
2022-2023	2021-2022	2020-2021

1.1.13 PG Integrated - Sanctioned		
2022-2023	2021-2022	2020-2021
1.1.14 PG Integrated - Enrolled		
2022-2023	2021-2022	2020-2021
1.1.15 Ph.D Program - Sanctioned		
2022-2023	2021-2022	2020-2021
1.1.16 Ph.D Program - Enrolled		
2022-2023	2021-2022	2020-2021
Attachments for the metrics		
No Attachments for this metrics !!!		
1.2 Faculty student ratio (FSR)		
1.2.1 Student Enrolment(S) - Male		
2022-2023	2021-2022	2020-2021
173	139	132
1.2.2 Student Enrolment(S) - Female		
2022-2023	2021-2022	2020-2021
199	180	203
1.2.3 Student Enrolment(S) - Transgender		
2022-2023	2021-2022	2020-2021
1.2.4 Teaching Staff (Excluding Visiting Faculty)(F) - Male		
2022-2023	2021-2022	2020-2021
29	27	26
1.2.5 Teaching Staff (Excluding Visiting Faculty)(F) - Female		
2022-2023	2021-2022	2020-2021
26	18	16
1.2.6 Teaching Staff (Excluding Visiting Faculty)(F) - Transgender		
2022-2023	2021-2022	2020-2021
1.2.7 Non-Teaching Staff - Male		
2022-2023	2021-2022	2020-2021
6	6	5
1.2.8 Non-Teaching Staff - Female		
2022-2023	2021-2022	2020-2021
4	3	4

1.2.9 Non-Teaching Staff - Transgender		
2022-2023	2021-2022	2020-2021
Attachments for the metrics		
No Attachments for this metrics !!!		
1.3 Faculty Qualification and Experience(FQE)		
1.3.1 No. of regular faculty with Ph.D		
1		
1.3.2 No. of Faculty with experience upto 8 years		
22		
1.3.3 No of Faculty with experience 8+ to 15 years		
13		
1.3.4 No. of Faculty with experience more than 15 years		
10		
Attachments for the metrics		
<div style="display: flex; align-items: center; gap: 10px;"> <div style="background-color: #28a745; color: white; padding: 2px 5px; border-radius: 3px;">File</div> Faculty Details <div style="background-color: #17a2b8; color: white; padding: 2px 5px; border-radius: 3px;">KIRF FacultyDetails.xlsx</div> </div> <p>(http://159.89.167.203/kshecportal/public/./storage/app/uploads/kirf/1072/1710310388-1072~KIRF FacultyDetails.xlsx)</p>		
1.4(i) Online education(OE) - Online courses pursued by students		
1.4(i).1 Are students using any learning management system (LMS)?		
Yes		
1.4(i).2 Are students using any of the portal for online courses? (SWAYAM/NPTEL/ Others)		
No		
Attachments for the metrics		
No Attachments for this metrics !!!		
1.4(ii) Online education(OE) - No.of online courses offered by faculty		
1.4(ii).1 No.of Online courses developed by faculty in Swayam Portal		
1.4(ii).2 No. of Online courses developed by faculty in NPTEL Portal		
1.4(ii).3 No. of Online courses developed by faculty in KSHCE Portal		
Attachments for the metrics		
No Attachments for this metrics !!!		
1.5 Number of e-journal subscribed (SEJ)		
1.5.1 Are you registered with N-List Facility		
No		
1.5.2 No. of e-resources / packages subscribed to other than N-List		

2022-2023	2021-2022	2020-2021
Attachments for the metrics		
 e-journals subscribed		
1.6(i) Financial Resources and their Utilization(FRU) - Annual expenditure on academic activities		
1.6(i).1 Amount utilized for Libraries (in Rupees)		
2022-2023	2021-2022	2020-2021
39117	20233	
1.6(i).2 Amount utilized for Laboratory equipments (in Rupees)		
2022-2023	2021-2022	2020-2021
	25365	13500
1.6(i).3 Amount utilized for Other equipment purchased for academic activities (in Rupees)		
2022-2023	2021-2022	2020-2021
810370	744240	148850
Attachments for the metrics		
No Attachments for this metrics !!!		
1.6(ii) Financial Resources and their Utilization(FRU) - Annual operational expenditure for operational activities		
1.6(ii).1 Amount utilized for Salaries-Teaching and Non teaching staff (in Rupees)		
2022-2023	2021-2022	2020-2021
11333664	98158558	7612357
1.6(ii).2 Amount utilized for Maintenance of academic infrastructure or consumables (excluding maintenance of hostels and allied services) (in Rupees)		
2022-2023	2021-2022	2020-2021
1701626	441500	174568
1.6(ii).3 Amount utilized for Seminars/conferences/workshops (in Rupees)		
2022-2023	2021-2022	2020-2021
82254	20341	19641
Attachments for the metrics		
No Attachments for this metrics !!!		
2. KNOWLEDGE DISSEMINATION AND RESEARCH EXCELLENCE(KDRE)		
2.1 Research Productivity (RP)		
2.1.1 Number of publications reported from Web of Science		
2022-2023	2021-2022	2020-2021
2.1.2 Number of publications reported from Scopus		

2022-2023	2021-2022	2020-2021
2.1.3 Total number of regular faculty members		
2022-2023	2021-2022	2020-2021
1	1	1
Attachments for the metrics		
No Attachments for this metrics !!!		
2.2 Research Impact (RI)		
2.2.1 Total no. of citations from Web of Science		
2022-2023	2021-2022	2020-2021
2.2.2 Total no. of citations from Scopus		
2022-2023	2021-2022	2020-2021
2.2.3 h-index of institution		
2022-2023	2021-2022	2020-2021
Attachments for the metrics		
No Attachments for this metrics !!!		
2.3 Intellectual Property Rights(IPR)		
2.3.1 No. of patents granted		
2022-2023	2021-2022	2020-2021
2.3.2 No. of patents published		
2022-2023	2021-2022	2020-2021
Attachments for the metrics		
No Attachments for this metrics !!!		
2.4(i) Research Footprint/Consultancy/start ups(RFCS) - Sponsored research details		
2.4(i).1 Total no. of sponsored projects		
2022-2023	2021-2022	2020-2021
2.4(i).2 Total no. of funding agencies		
2022-2023	2021-2022	2020-2021
2.4(i).3 Total amount received (in Rupees)		
2022-2023	2021-2022	2020-2021
Attachments for the metrics		
No Attachments for this metrics !!!		
2.4(ii) Research Footprint/Consultancy/start ups(RFCS) - Consultancy services		
2.4(ii).1 Total no. of Consultancy Projects		
2022-2023	2021-2022	2020-2021

2.4(ii).2 Average Amount Received through Consultancy (in Rupees)		
2022-2023	2021-2022	2020-2021
Attachments for the metrics		
No Attachments for this metrics !!!		
2.4(iii) Research Footprint/Consultancy/start ups(RFCS) - Spin off companies/startups		
2.4(iii).1 Total no. of Start ups		
2022-2023	2021-2022	2020-2021
2.4(iii).2 Total earnings		
2022-2023	2021-2022	2020-2021
Attachments for the metrics		
No Attachments for this metrics !!!		
2.4(iv) Research Footprint/Consultancy/start ups(RFCS) - MoU's signed with the industry resulting in research		
2.4(iv).1 No. of MoU's signed with the industry resulting in research		
Attachments for the metrics		
	List of MoU's signed with the industry resulting in research	
2.4(v) Research Footprint/Consultancy/start ups(RFCS) - Amount received from 2.4(i), 2.4(ii), 2.4(iii)		
Attachments for the metrics		
No Attachments for this metrics !!!		
3. GRADUATION OUTCOME(GO)		
3.1(i) Metric for university examinations (GUE) - UG		
3.1(i).1 No. of students appearing for the examination-UG		
2022-2023	2021-2022	2020-2021
273	292	253
3.1(i).2 No. of students graduating in minimum stipulated time -UG		
2022-2023	2021-2022	2020-2021
95	113	118
Attachments for the metrics		
No Attachments for this metrics !!!		
3.1(ii) Metric for university examinations (GUE) - PG		
3.1(ii).1 No. of students appearing for the examination-PG		
2022-2023	2021-2022	2020-2021
21	17	23
3.1(ii).2 No. of students graduating in minimum stipulated time -PG		

2022-2023	2021-2022	2020-2021
17	14	17
Attachments for the metrics		
No Attachments for this metrics !!!		
3.2(i) Metrics for entrance examinations(GEE)-UGC-NET/ JRF/CSIR		
3.2(i).1 No. of students who have appeared for UGC-NET/JRF/CSIR		
2022-2023	2021-2022	2020-2021
15	13	11
3.2(i).2 No. of students who have passed UGC-NET/JRF/CSIR		
2022-2023	2021-2022	2020-2021
Attachments for the metrics		
No Attachments for this metrics !!!		
3.2(ii) Metrics for entrance examinations(GEE)-GATE/GRE		
3.2(ii).1 No. of students who have appeared for GATE/GRE		
2022-2023	2021-2022	2020-2021
3.2(ii).2 No. of students who have passed GATE/GRE		
2022-2023	2021-2022	2020-2021
Attachments for the metrics		
No Attachments for this metrics !!!		
3.3(i) Placement and higher studies(PH) - Metrics for placement		
3.3(i).1 No. of students placed (UG -3 year programs)		
2022-2023	2021-2022	2020-2021
36	39	60
3.3(i).2 No. of students placed (UG -4 year / 5 year programs)		
2022-2023	2021-2022	2020-2021
3.3(i).3 No. of students placed (PG -2 year programs)		
2022-2023	2021-2022	2020-2021
8	4	8
3.3(i).4 No. of students placed (Integrated PG programs)		
2022-2023	2021-2022	2020-2021
Attachments for the metrics		
No Attachments for this metrics !!!		
3.3(ii) Placement and higher studies(PH) - Metrics for higher studies		
3.3(ii).1 No. of students selected for higher studies(PG)		

2022-2023	2021-2022	2020-2021
3	10	2
3.3(ii).2 No. of students selected for higher studies(Ph.D)		
2022-2023	2021-2022	2020-2021
Attachments for the metrics		
No Attachments for this metrics !!!		
3.3(iii) Placement and higher studies(PH) - Average Salary		
3.3(iii).1 Average salary of placed students		
2022-2023	2021-2022	2020-2021
22000	19000	15000
Attachments for the metrics		
No Attachments for this metrics !!!		
4. OUTREACH AND INCLUSIVITY(OI)		
4.1 Campus/Region Diversity (RD) -Percentage of Students from outside the state- (UG+PG+PhD)		
4.1.1 Number of students from outside the State		
2022-2023	2021-2022	2020-2021
1	1	
Attachments for the metrics		
No Attachments for this metrics !!!		
4.2 Campus /Region Diversity (RD) - Percentage of Students from outside the country-(UG+PG+PhD)		
4.2.1 Number of students from outside the country		
2022-2023	2021-2022	2020-2021
Attachments for the metrics		
No Attachments for this metrics !!!		
4.3 Percentage of First Generation Learners (FGL)		
4.3.1 Number of First Generation Learners (FGL)		
2022-2023	2021-2022	2020-2021
139	149	190
Attachments for the metrics		
No Attachments for this metrics !!!		
4.4 Facilities for Differently Abled Students (FDA)		
4.4.1 Walking aids / Buggy cars / Ramps / Lifts		
Yes		
4.4.2 Disabled friendly toilets		
Yes		

4.4.3 Braille / Special Labs / Audio visual aids including software		
No		
Attachments for the metrics		
No Attachments for this metrics !!!		
4.5(i) Social Inclusiveness(SI) - % of SC/ST/OBC/women/ Transgenders/differently abled among faculty ,students and non teaching staff		
4.5(i).1 No. of Faculties in SC category		
2022-2023	2021-2022	2020-2021
2	2	2
4.5(i).2 No. of Faculties in ST category		
2022-2023	2021-2022	2020-2021
4.5(i).3 No. of Faculties in OBC category		
2022-2023	2021-2022	2020-2021
53	52	52
4.5(i).4 No. of Faculties in Women category		
2022-2023	2021-2022	2020-2021
26	18	16
4.5(i).5 No. of Faculties in Transgender category		
2022-2023	2021-2022	2020-2021
4.5(i).6 No. of Faculties in Differently abled category		
2022-2023	2021-2022	2020-2021
4.5(i).7 No. of Non-Teaching Staffs in SC category		
2022-2023	2021-2022	2020-2021
2	2	2
4.5(i).8 No. of Non-Teaching Staffs in ST category		
2022-2023	2021-2022	2020-2021
4.5(i).9 No. of Non-Teaching Staffs in OBC category		
2022-2023	2021-2022	2020-2021
8	7	7
4.5(i).10 No. of Non-Teaching Staffs in Women category		
2022-2023	2021-2022	2020-2021
4	3	4
4.5(i).11 No. of Non-Teaching Staffs in Transgender category		

2022-2023	2021-2022	2020-2021
4.5(i).12 No. of Non-Teaching Staffs in Differently abled category		
2022-2023	2021-2022	2020-2021
4.5(i).13 No. of Students in SC category		
2022-2023	2021-2022	2020-2021
5	4	10
4.5(i).14 No. of Students in ST category		
2022-2023	2021-2022	2020-2021
4.5(i).15 No. of Students in OBC category		
2022-2023	2021-2022	2020-2021
953	912	956
4.5(i).16 No. of Students in Women category		
2022-2023	2021-2022	2020-2021
199	180	203
4.5(i).17 No. of Students in Transgender category		
2022-2023	2021-2022	2020-2021
4.5(i).18 No. of Students in Differently abled category		
2022-2023	2021-2022	2020-2021
Attachments for the metrics		
No Attachments for this metrics !!!		
4.5(ii) Social Inclusiveness(SI) - Economically Weaker Section (EWS)		
4.5(ii).1 No. of Economically Weaker Section Students across all programs in the current year		
2		
Attachments for the metrics		
No Attachments for this metrics !!!		
5. SCIENTIFIC TEMPER AND SECULAR OUTLOOK(STSO)		
5.1 STSO-QL - Initiatives/programmes organised/participated by students and faculty of the institutions reflective of scientific temper and secular outlook (details to be provided)		
5.1.1 Write on Initiatives/ programmes on scientific temper and secular outlook in about 500 words		

On August 15, 2023, NSS volunteers embarked on a historic walk to Pookkottur Gate, commemorating the Malabar Battle's pivotal role in India's independence war. Inaugurated by College Principal Dr. M. Usman, the event unfolded through guided walks, interactive sessions, educational presentations, and cultural performances. The program aimed to enlighten participants about the historical significance of the Malabar region. A tribute ceremony honored those who fought in the battle, fostering remembrance and respect. The walk concluded with refreshments, networking, and closing remarks, leaving a lasting impact on the participants' understanding of India's struggle for independence.

Our college participated in a Kerala government-organized competition on August 15, 2023, creating a compelling Freedom Wall. Governed by provided rules, our student team vividly portrayed India's struggle for independence through visual storytelling. Depicting key events and leaders, our entry highlighted the collective efforts that led to freedom. This pictorial representation not only competed against other colleges but also served as an impactful educational display. The competition showcased our commitment to preserving and sharing India's historical journey, fostering a deeper understanding of independence. The event emphasized the enthusiasm of our college in contributing to historical awareness.

On October 2, 2023, our college organized a screening of the 1982 epic biographical film "Gandhi," directed by Richard Attenborough. This event commemorated the birth anniversary of Mahatma Gandhi, a paramount figure in India's independence movement. The film offered a poignant portrayal of Gandhi's life, his philosophy of nonviolence, and his role in leading India to freedom from British rule in the 20th century. The screening served as an insightful educational tool, fostering a deeper understanding of our nation's history and the enduring principles advocated by Mahatma Gandhi. The event successfully combined entertainment and education in honor of this iconic leader.

Attachments for the metrics

No Attachments for this metrics !!!

5.2 GT-QL- Adoption of green technology (details to be provided)

5.2.1 Write on green technology adopted in your institution in not more than 500 words

MIC has embraced a green initiative by adopting the Moodle system for examinations and assignments. This eco-friendly approach reduces paper usage and environmental impact, aligning with sustainable practices. The transition to a digital platform demonstrates MIC's commitment to environmentally conscious solutions in academic processes.

In addition, MIC further promotes sustainability by implementing the Empase online application for attendance tracking, eliminating the need for paper records. This digitization initiative not only streamlines administrative processes but also contributes to a paperless campus environment, reflecting MIC's dedication to eco-friendly practices and efficient use of technology.

Attachments for the metrics

No Attachments for this metrics !!!


5.3(i) Accreditation and rankings - NAAC

5.3(i).1 Grade obtained in NAAC Accreditation(If having valid NAAC Accreditation)

not accredited

Attachments for the metrics

 Supporting Document

 Grade Details


5.3(ii) Accreditation and rankings - SAAC

5.3(ii).1 Grade obtained in SAAC Accreditation(If having valid SAAC Accreditation)

not accredited

Attachments for the metrics

 Supporting Document

 Grade Details

5.3(iii) Accreditation and rankings - No. of programmes accredited by NBA

5.3(iii).1 Total number of programmes in the institution (current year)

5.3(iii).2 No. of programmes with NBA accreditation

Attachments for the metrics

 Programmes with NBA accreditation

5.3(iv) Accreditation and rankings - Rankings at national/international levels

5.3(iv).1 Rank obtained from NIRF Rankings
5.3(iv).2 Rank obtained from THE World University Rankings (if applicable)
5.3(iv).3 Rank obtained from Asia University Rankings (if applicable)
5.3(iv).4 Rank obtained from QS Rankings (if applicable)
Attachments for the metrics No Attachments for this metrics !!!